

MADDI RANGE

OVAL SHAPE

Oval bulkhead lamp made in shockproof resin material, UV-rays stabilized, rust and corrosion-free. Ring, vertical eyelid and horizontal eyelid cover versions available. Suitable for wall, ceiling and post installation. Coloured backlit base available as optional. Insulation class II, Protection rating IP66.

Plafoniera ovale realizzata in resina antiurto stabilizzata ai raggi UV inattaccabile da ruggine e corrosione. Cover disponibile nella versione ad anello e a palpebra (orizzontale e verticale). Idonea per il montaggio a parete, a soffitto e a palo, anche nella versione con retroilluminazione colorata. Classe di isolamento II, grado di protezione IP66.



MADDI
1V3.000



REMI/MADDI
1V3.602



MADDI-VE
2V3.000



REMI/MADDI-VE
2V3.602



MADDI-HL
3V3.000



REMI/MADDI-HL
3V3.602



1V3.000



BACKLIT COLOURS

Backlit Colours

Polycarbonate base available in 5 different colours to create a coloured effect on wall or ceiling, for an elegant and customized ambience.



MADDI

1V3.000

Dimensions and weight

Height: 330 mm
Width: 230 mm
Depth: 90 mm
Weight: 1 Kg

Moulded colours:

Black White Grey

Diffuser PMMA:

Opal

MADDI COMPONENTS - E27 VERSION

IP66



COVER made in shockproof resin material UV rays stabilized. Ring, vertical eyelid and horizontal eyelid versions available.

COVER in resina antiurto stabilizzata ai raggi UV, disponibile nella versione ad anello, a palpebra (orizzontale e verticale)

Opal **DIFFUSER** of UV stabilized Polimethylmethacrilate (PMMA), one piece only, provided with high quality silicone rubber gasket.

DIFFUSORE opale in un pezzo unico realizzato in polimetilmetacrilato (PMMA) stabilizzato ai raggi UV, completo di guarnizione in gomma ad alta qualità.

Highly heat resistant **REFLECTIVE PLATE** made by shockproof resin material, UV rays stabilized.

PIATTO RIFLETTENTE ad alta resistenza al calore in resina antiurto stabilizzata ai raggi UV.

BASE made in shockproof resin material, UV rays stabilized, suitable for the electrical devices fixation. Provided with E27 lampholder.

BASE realizzata in resina antiurto, stabilizzata ai raggi UV, adatta ad alloggiare gli accessori elettrici. Fornita completa di portalampada E27.

AVAILABLE LAMPS

		Lampholder	Ref. Code
	23W	E27	.E27
	7W 9W	G23 G23	.01G
	2X5W 2X7W 2X9W	G23 G23 G23	.02G
	26W	G24d-3	.03G
	16W	GR8	.04G
	9 W	LED	.L11
	9 W	LED	.LS1 NEW
	9 W	LED	.LE1 AVAILABLE FROM END 2012

MADDI COMPONENTS - LED VERSION (Technical details Pag.290)

IP66



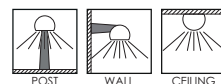
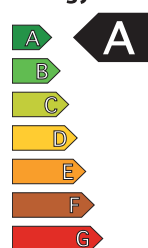
PRINTED CIRCUIT BOARD with oval shape provided with 150 LED x 6 lm each to allow a uniform light distribution. Total luminous flux of 900 lm.

CIRCUITO STAMPATO ovale con alloggiati 150 LED da 6 lm ciascuno per permettere un'uniforme distribuzione della luce. Flusso luminoso totale di 900 lm.

BASE made in shockproof resin material, UV rays stabilized, provided with 150mA constant current driver. Input: 100-240V, 50-60Hz

BASE realizzata in resina antiurto, stabilizzata ai raggi UV, completa di alimentatore 150mA a corrente costante. Input: 100-240V, 50-60Hz

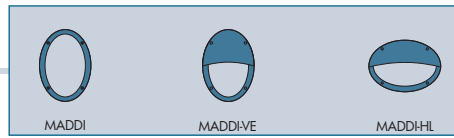
Energy



LED	POWER 9W	LIGHT SOURCE 150 LED x 6 lm	PCB LUMINOUS FLUX 900 lm	COLOR TEMP. KELVIN 4000K	VOLTAGE RANGE 110/240v 50/60 Hz	LIFETIME 50.000 hours	VIEW ANGLE 120°	LED OPERATIVE TEMPERATURE +85°C -40°C
------------	--------------------	--	------------------------------------	------------------------------------	--	------------------------------------	---------------------------	--

MADDI RANGE
OVAL SHAPE





MADDI
1V3.000

Pcs 1
Kg 1
mc 0,01

**GABRI/
MADDI 1L**
1V3.613.010

Pcs 1
Kg 4
mc 0,097

**GABRI/
MADDI 2L**
1V3.613.020

Pcs 1
Kg 5
mc 0,097

**MINIGABRI/
MADDI 1L**
1V3.612.010

Pcs 1
Kg 3,5
mc 0,065

**MINIGABRI/
MADDI 2L**
1V3.612.020

Pcs 1
Kg 4,5
mc 0,065

MADDI-VE
2V3.000

Pcs 1
Kg 1
mc 0,01

**GABRI/
MADDI-VE 1L**
2V3.613.010

Pcs 1
Kg 4
mc 0,097

**GABRI/
MADDI-VE 2L**
2V3.613.020

Pcs 1
Kg 5
mc 0,097

**MINIGABRI/
MADDI-VE 1L**
2V3.612.010

Pcs 1
Kg 3,5
mc 0,065

**MINIGABRI/
MADDI-VE 2L**
2V3.612.020

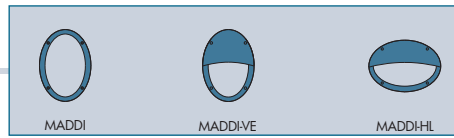
Pcs 1
Kg 4,5
mc 0,065

MADDI-HL
3V3.000

Pcs 1
Kg 1
mc 0,01

REMI/MADDI RANGE
OVAL SHAPE





REMI/MADDI
1V3.602

Pcs 1
Kg 1
mc 0,01

GABRI REMI/MADDI 1L
1V3.613.X10

Pcs 1
Kg 4,5
mc 0,097

GABRI REMI/MADDI 2L
1V3.613.X20

Pcs 1
Kg 6
mc 0,097

MINIGABRI REMI/MADDI 1L
1V3.612.X10

Pcs 1
Kg 3,5
mc 0,065

MINIGABRI REMI/MADDI 2L
1V3.612.X20

Pcs 1
Kg 5
mc 0,065

REMI/MADDI-VE
2V3.602

Pcs 1
Kg 1
mc 0,01

GABRI REMI/MADDI-VE 1L
2V3.613.X10

Pcs 1
Kg 4,5
mc 0,097

GABRI REMI/MADDI-VE 2L
2V3.613.X20

Pcs 1
Kg 6
mc 0,097

MINIGABRI REMI/MADDI-VE 1L
2V3.612.X10

Pcs 1
Kg 3,5
mc 0,065

MINIGABRI REMI/MADDI-VE 2L
2V3.612.X20

Pcs 1
Kg 5
mc 0,065

REMI/MADDI-HL
3V3.602

Pcs 1
Kg 1
mc 0,01

GABRI REMI/MADDI-HL 1L
3V3.613.X10

Pcs 1
Kg 4,5
mc 0,097

GABRI REMI/MADDI-HL 2L
3V3.613.X20

Pcs 1
Kg 6
mc 0,097

MINIGABRI REMI/MADDI-HL 1L
3V3.612.X10

Pcs 1
Kg 3,5
mc 0,065

MINIGABRI REMI/MADDI-HL 2L
3V3.612.X20

Pcs 1
Kg 5
mc 0,065

LED VERSION

BULKHEAD RANGE



PRINTED CIRCUIT BOARD with round shape provided with 150 LED x 6 lm each to allow a uniform light distribution. Total luminous flux of 900 lm.

CIRCUITO STAMPATO circolare dotato di 150 LED da 6 lm ciascuno per permettere un'uniforme distribuzione della luce. Flusso luminoso totale di 900 lm.

BASE made in shockproof resin material, UV rays stabilized, provided with 150mA constant current driver.
Input: 100-240V, 50-60Hz

BASE realizzata in resina antiurto, stabilizzata ai raggi UV, completa di alimentatore 150mA a corrente costante.
Input: 100-240V, 50-60Hz

Energy **A**

LED	POWER 9W	LIGHT SOURCE 150 LED x 6 lm	PCB LUMINOUS FLUX 900 lm	COLOR TEMP. KELVIN 4000K	VOLTAGE RANGE 110/240v 50/60 Hz	LIFETIME 50.000 hours	VIEW ANGLE 120°	LED OPERATIVE TEMPERATURE +85°C -40°C
------------	--------------------	---------------------------------------	------------------------------------	------------------------------------	---	---------------------------------	---------------------------	--

LED VERSION - REFERENCE CODES

Led version available on the whole round bulkhead collection.

REFERENCE CODES:

Product	Code
LUCIA LED	1R3.000.L11
LUCIA-EL LED	2R3.000.L11
LUCIA-GD LED	3R3.000.L11
GELMI LED	1G3.000.L11
GELMI-EL LED	2G3.000.L11
GELMI-GR LED	3G3.000.L11
STUCCHI LED	1U3.000.L11
RITA	1T3.000.L11

PRINTED CIRCUIT BOARD with oval shape provided with 150 LED x 6 lm each to allow a uniform light distribution. Total luminous flux of 900 lm.

CIRCUITO STAMPATO ovale dotato di 150 LED da 6 lm ciascuno per permettere un'uniforme distribuzione della luce. Flusso luminoso totale di 900 lm.

BASE made in shockproof resin material, UV rays stabilized, provided with 150mA constant current driver.
Input: 100-240V, 50-60Hz

BASE realizzata in resina antiurto, stabilizzata ai raggi UV, completa di alimentatore 150mA a corrente costante.
Input: 100-240V, 50-60Hz

Energy **A**

LED	POWER 9W	LIGHT SOURCE 150 LED x 6 lm	PCB LUMINOUS FLUX 900 lm	COLOR TEMP. KELVIN 4000K	VOLTAGE RANGE 110/240v 50/60 Hz	LIFETIME 50.000 hours	VIEW ANGLE 120°	LED OPERATIVE TEMPERATURE +85°C -40°C
------------	--------------------	---------------------------------------	------------------------------------	------------------------------------	---	---------------------------------	---------------------------	--

LED VERSION - REFERENCE CODES

Led version available on the whole oval bulkhead collection.

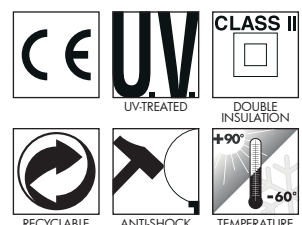
REFERENCE CODES:

Product	Code
MADDI LED	1V3.000.L11
MADDI-VE LED	2V3.000.L11
MADDI-HL LED	3V3.000.L11
DANZI LED	1D3.000.L11
DANZI-VE LED	2D3.000.L11
DANZI-GR LED	3D3.000.L11
CECCHI LED	1H3.000.L11

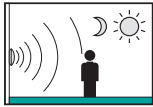
High energy efficiency : the LED versions of "Fumagalli" bulkheads supplies an increased amount of light with reduced consumption compared to traditional light sources.

	9W 150 LED	23W fluorescent	100W incandescent
LUMEN WITH OPAL DIFFUSER	586 lm	584 lm	584 lm
ENERGY COST	BIG SAVE	+150%	+880%
LIFE TIME	50.000 h	10.000 h	1.000 h
CO2 POLLUTION	NO	YES	YES

All the data are referred to the performance of the light sources once fixed inside a bulkhead with opal diffuser.



DAYLIGHT AND MOTION SENSOR VERSION



DETECTION ANGLE
30° - 150°

FIELDS OF DETECTION
1 - 5 MT (adjustable)

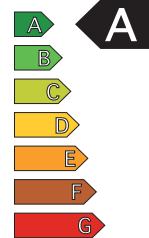
Printed circuit board provided with 150 LED x 6 lm each to allow a uniform light distribution. Total luminous flux 900lm.

Circuito stampato dotato di 150 LED da 6 lm ciascuno per permettere un'uniforme distribuzione della luce. Flusso luminoso totale di 900 lm.

Daylight and motion microwave sensor. Field of detection 1-5mt radial adjustable. Detection angle 30°-150°. Sensor operating voltage: 220-240V (120V version available on demand).

Sensore di movimento e crepuscolare a microonde. Campo di rivelazione 1-5mt con regolazione radiale. Angolo di rivelazione 30°-150°. Tensione operativa del sensore: 220-240V (versione 120V disponibile su richiesta).

Energy 



SENSOR VERSION

Motion Sensor version available on the whole bulkhead collection. REFERENCE CODES:

Product	Code
LUCIA LED	1R3.000. LS1
LUCIA-EL LED	2R3.000. LS1
LUCIA-GD LED	3R3.000. LS1
GELMI LED	1G3.000. LS1
GELMI-VE LED	2G3.000. LS1
GELMI-GR LED	3G3.000. LS1
STUCCHI LED	1U3.000. LS1
RITA	1T3.000. LS1
MADDI LED	1V3.000. LS1
MADDI-VE LED	2V3.000. LS1
MADDI-HL LED	3V3.000. LS1
DANZI LED	1D3.000. LS1
DANZI-VE LED	2D3.000. LS1
DANZI-GR LED	3D3.000. LS1
CECCHI LED	1H3.000. LS1

MAINTAINED EMERGENCY AND EMERGENCY ONLY VERSION

AVAILABLE FROM END 2012



BATTERY LIFETIME
3 HOURS

Printed circuit board provided with 150 LED x 6 lm each for a total luminous flux of 900 lm. In case of black-out the luminaries is automatically switched to "emergency mode", irrespective of the current position of the switch. On "emergency mode" the battery supplies power for 3 hours to the led plate. The same fitting can be used also as "emergency only" luminaries.

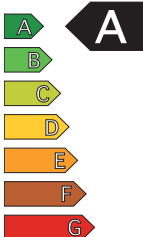
Circuito stampato dotato di 150 LED da 6 lm ciascuno per un flusso luminoso totale di 900 lm. Indipendentemente dalla posizione dell'interruttore, in caso di black-out la batteria mantiene alimentato per 3 ore il piatto led ("modalità emergenza"). Il medesimo apparecchio può offrire anche il servizio di sola emergenza.

Lithium battery kit with fast terminal connectors for easy installation.

Kit batteria al litio con morsetto automatico per semplice installazione.

**Driver / Alimentatore 650mA:
input 100-240V 50-60Hz / output 24V**

Energy 



EMERGENCY VERSION

Emergency version available on the whole bulkhead collection. REFERENCE CODES:

Product	Code
LUCIA LED	1R3.000. LE1
LUCIA-EL LED	2R3.000. LE1
LUCIA-GD LED	3R3.000. LE1
DANZI LED	1D3.000. LE1
DANZI-VE LED	2D3.000. LE1
DANZI-GR LED	3D3.000. LE1
STUCCHI LED	1U3.000. LE1
RITA	1T3.000. LE1
MADDI LED	1V3.000. LE1
MADDI-VE LED	2V3.000. LE1
MADDI-HL LED	3V3.000. LE1
GELMI LED	1G3.000. LE1
GELMI-EL LED	2G3.000. LE1
GELMI-GR LED	3G3.000. LE1
CECCHI LED	1H3.000. LE1