

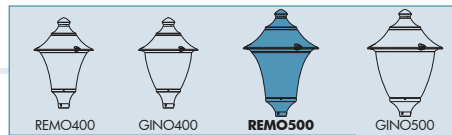
# REMO 500

## GRAND SIZE

Modern luminaries made of shockproof resin material, UV-rays stabilized, rust and corrosion-free. Suitable for post top or wall installation. Provided with aluminum reflector to optimize the light distribution. Base equipped with E27 lampholder prepared for ballast and louvre fixation. Insulation class II, Protection rating IP65.

*Diffusore moderno realizzato in resina antiurto, stabilizzato ai raggi UV, inattaccabile da ruggine e corrosione. Idoneo per il montaggio a palo o a parete. Provvisto di parabola riflettente in alluminio per direzionare il flusso luminoso. Base con portalampada E27 predisposta per il fissaggio dei reattori e del frangiluce. Idoneo per il montaggio a palo e a parete. Classe di isolamento II, grado di protezione IP65.*





**REMO 500 E27 - E40 VERSION - COMPONENTS**

**IP65**



**ROOF** complete with decorative pinnacle made of shockproof resin material, UV-rays stabilized, rust and corrosion-free.

**TETTO** completo di pinnacolo decorativo, realizzato in resina antiurto, stabilizzato ai raggi UV, inattaccabile da ruggine e corrosione.

Parabolic **REFLECTOR** made of anodized aluminium and fixed under the luminaries roof, designed to optimize the light efficiency performance and to allow a uniform light distribution.

**PARABOLA** riflettente realizzata in alluminio anodizzato, fissata sotto il tetto del diffusore, progettata per ottimizzare il rendimento luminoso e permettere una uniforme distribuzione della luce.

**DIFFUSER** made of UV-rays stabilized polymethylmethacrylate (PMMA), one piece only, available in clear or opal colour.

**DIFFUSORE** realizzato in polimetilmetacrilato (PMMA) stabilizzato ai raggi UV, un pezzo unico, disponibile in colore trasparente o opale.

Chrome aluminium **LOUVRE** with a laminar symmetrical optic system to direct the lighting output and to get a lower dazzle (optional).

**FRANGILUCE** in alluminio cromato con sistema ottico lamellare a ripartizione simmetrica per orientare il fascio di luce e ridurre l'abbagliamento (opzionale).

Resin **BASE** consisting of a support (Ø 60mm) and of a cover suitable for ballast kit fixation on its lower side and provided with E27 or E40 lampholder on its upper side. A rubber gasket assures the protection of the electrical accessories seat against external agents.

**BASE** in resina composta da un supporto e da un coperchio nella cui parte inferiore possono essere fissati i reattori e nella cui parte superiore si trova l'alloggiamento per il portalampada E27 o E40 (incluso). Una guarnizione in gomma garantisce la protezione dell'alloggiamento degli accessori elettrici dagli agenti esterni.

**REMO 500**

R60.000 \*



**Dimensions and weight**

Height: 850 mm  
Diameter: 600 mm  
Weight: 8,5 Kg  
Junction to support: diameter 60 mm  
Area expose to wind pressure:  
CxS = m<sup>2</sup> 0,238

**Moulded colours:**

Black White Grey

**Diffuser PMMA:**

Clear Opal

**CHROME ALUMINIUM LOUVRE**

H.FC6 open  
Upward position



**E27-E40**

\* ADD. SUFFIX

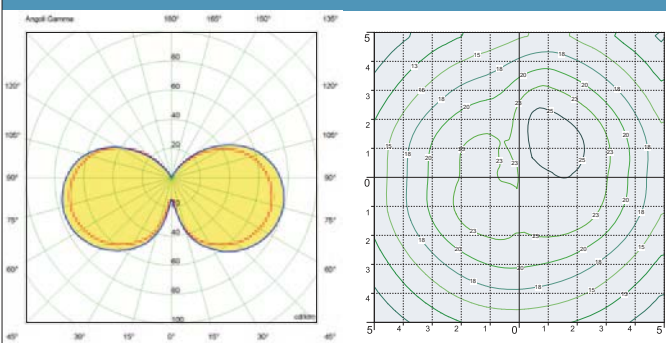


Luminaries supplied with E27 or E40 lampholder and provided as an option complete with ballast kit for SON-HQI lamps.

E27 (GLS-CFL-LED)	E27 Lampholder only		.E27
	SON 70W		.S70
E27 WITH BALLAST KIT	HQI 70W		.H70
	SON 100W		.S10
E40 WITH BALLAST KIT	HQI 100W		.H10
	SON 150W		.S15
	HQI 150W		.H15

\* ADD THESE SUFFIXES TO THE REFERENCES MENTIONED IN THE CATALOGUE

**PHOTOMETRIC DATA SAMPLE**



**REMO 500** clear HQI 150W.

POST height 5mt  
10x10mt area: average 19 lux

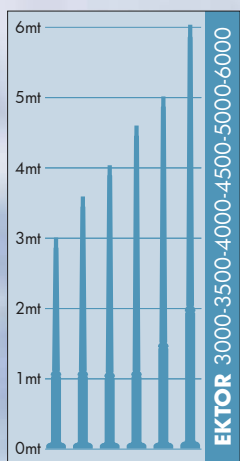
The photometric data for all the versions are available upon request or on our website.

**EKTOR/REMO 500**  
**GRAND SIZE**

BULKHEAD  
 FLOODLIGHT  
 IN-GROUND  
 BRICKLIGHT  
 BOLLARDS  
 GARDEN  
 URBAN CLASSIC  
 URBAN MODERN  
 HIGH-BAY  
 POST  
 LAMPS



**R60.371.D9L**




Pag. 464



**R60.374**





**EKTOR 6000/REMO500**  
R60.384.000

Pcs 1  
Kg 65,5  
mc 1,32

600

NEW 6m POST

6735

400

**EKTOR 5000/REMO500**  
R60.377.000

Pcs 1  
Kg 50,5  
mc 0,39

600

5735

Ø 265

<b>EKTOR 4000/REMO500</b> R60.371.000	<b>EKTOR 4500/REMO500</b> R60.374.000
--	--

Pcs 1  
Kg 44,5  
mc 0,33

Pcs 1  
Kg 47,5  
mc 0,36

600

5235  
4735

Ø 265

**REMO500**  
R60.000

Pcs 1  
Kg 8,5  
mc 0,11

600

850

Ø 60

<b>EKTOR 3000/REMO500</b> R60.364.000	<b>EKTOR 3500/REMO500</b> R60.367.000
--	--

Pcs 1  
Kg 38,5  
mc 0,28

Pcs 1  
Kg 41,5  
mc 0,31

600

4235  
3735

Ø 265

BULKHEAD

FLOODLIGHT

IN-GROUND

BRICKLIGHT

BOLLARDS

GARDEN

URBAN CLASSIC

URBAN MODERN

HIGH-BAY

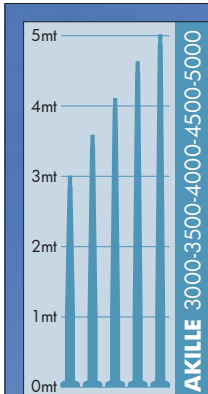
POST

LAMPS



AKILLE/**REMO 500**  
GRAND SIZE

BULKHEAD  
FLOODLIGHT  
IN-GROUND  
BRICKLIGHT  
BOLLARDS  
GARDEN  
URBAN CLASSIC  
URBAN MODERN  
HIGH-BAY  
POST  
LAMPS



Pag.464



R60.421.D9L




R60.253



R60.115





**AKILLE 5000/REMO500**  
R60.427.000

Pcs 1  
Kg 50,5  
mc 0,39

600

5735

Ø 265

<b>AKILLE 4000/REMO500</b> R60.421.000	<b>AKILLE 4500/REMO500</b> R60.424.000
Pcs 1 Kg 44,5 mc 0,33	Pcs 1 Kg 47,5 mc 0,36

600

5235

4735

Ø 265

<b>AKILLE 3000/REMO500</b> R60.414.000	<b>AKILLE 3500/REMO500</b> R60.417.000
Pcs 1 Kg 38,5 mc 0,28	Pcs 1 Kg 41,5 mc 0,31

600

4235

3735

Ø 265

**PILAR/REMO500**  
R60.253

Pcs 1  
Kg 11,5  
mc 0,14

920

1250

**NEW LOT/REMO500**  
R60.115

Pcs 1  
Kg 9,2  
mc 0,12

600

960

BULKHEAD

FLOODLIGHT

IN-GROUND

BRICKLIGHT

BOLLARDS

GARDEN

URBAN CLASSIC

URBAN MODERN

HIGH-BAY

POST

LAMPS