

LED PAR16

Table 1 (page 1-9): 4W to 6W








Table 2 (page 10-19): 7W to 8W

Key	
1 to 6	Dimmable, with one to six lamps
	The dimmer is not tested or not recommended








LED PAR16 4W to 6W

Manufacturer	Model No.	Voltage (V)	Wattage (W)	LR1204dLNv2-FL	LR1204dDGv2-WFL	LR4606dDG-WFL	LR2106dDG-WFL		LR1206dLNv2-FL	LR1206dDGv2-WFL
				LR1204dLNv2-WFL	LR1204dDGv2-VWFL		Produced before 31 st week of 2015 ¹	Produced on or after 31 st week of 2015 ¹	LR1206dLNv2-WFL	LR1206dDGv2-VWFL
										
ABB	6523U	230	2-100(LED)			1 to 6		1 to 6	1 to 6	1 to 6
ABB	6524U	230	2-100					1 to 3	1 to 3	1 to 3
Altenburger	50.04.000	220	60-600						1 to 6	1 to 6
Altenburger	EHR600W	220-240	60-600	1 to 6	1 to 6	1 to 6	1 to 2	1 to 6	1 to 6	1 to 6
Altenburger	Sim2A	220	60-400	1 to 6	1 to 6	1 to 6	1 to 6	1 to 6	1 to 6	1 to 6
Anam	ASW 3000-1	220-240	60-1000	1 to 6	1 to 6	1 to 6	1 to 4	1 to 6	1 to 6	1 to 6
Aurora	AU-DSP1001	240	75-1000			1 to 6		1 to 6		
Aurora	AU-DSP400	240	60-400				1 to 6		1 to 6	1 to 6
Aurora	AU-DSP400X	240	60-400			1 to 6	1 to 6	1 to 6	1 to 6	1 to 6
Aurora	AU-DSP400X	230	60-400				1 to 6		1 to 6	1 to 6
British General	881P-01	240	60-400				1 to 6		1 to 4	1 to 4
British General	AT091-BG	200-250	60-500				1 to 6		1 to 6	1 to 6
Broco	F25AF	220-240	60-500			1 to 6		1 to 6	1 to 6	1 to 6
Bticino	CW20 802	250	400			1 to 6	1 to 6	1 to 6	1 to 6	1 to 6
Bticino	L4581	220-230	50-1000			1 to 6	1 to 6	1 to 6		
Bticino	M9350S	220-240	500			1 to 6	1 to 4	1 to 6	1 to 4	1 to 4
Busch	2210...-510	220-240	60-400	1 to 6	1 to 6	1 to 6		1 to 6	1 to 3	1 to 3
Busch	2210-510	220-240	400	1 to 6	1 to 6	1 to 6	1 to 6	1 to 6	1 to 6	1 to 6







LED PAR16 4W to 6W

Manufacturer	Model No.	Voltage (V)	Wattage (W)	LR1204dLNv2-FL LR1204dLNv2-WFL	LR1204dDGv2-WFL LR1204dDGv2-VWFL	LR4606dDG-WFL	LR2106dDG-WFL		LR1206dLNv2-FL LR1206dLNv2-WFL	LR1206dDGv2-WFL LR1206dDGv2-VWFL
							Produced before 31 st week of 2015 ¹	Produced on or after 31 st week of 2015 ¹		
										
Busch	2250U	220-240	60-600	1 to 6	1 to 6	1 to 6	1 to 6	1 to 6	1 to 6	1 to 6
Busch	6513 U102	220-240	420						2 to 6	2 to 6
Busch	6591U-101	230	420			1 to 6		1 to 6		
Busch	6593U	230	420			1 to 6		1 to 6		
Chengli	27V500	250	500	1 to 6	1 to 6	1 to 6		1 to 6		
China IDV	IKT02	220	500			1 to 6	1 to 3	1 to 6	1 to 3	1 to 3
Click	MD9022	220-240	40-250			1 to 6		1 to 6		
Click	MD9042	220-240	60-400			1 to 6	1 to 6	1 to 6	1 to 6	1 to 6
Clipsal	3031V500M/K	250	500			1 to 6	1 to 6	1 to 6	1 to 3	1 to 3
Clipsal	32E2CFLDM	220-240	5-300	1 to 6	1 to 6		1 to 6	1 to 6		
Clipsal	32E450LM	220-240	20-450			1 to 6	1 to 5	1 to 6		
Clipsal	32E450TM	220-240	10-450			1 to 6		1 to 6		
Clipsal	32E450UDM	220-240	450			1 to 6		1 to 6		
Clipsal	32E450ULM	220-240	450			1 to 6		1 to 6		
Clipsal	32V 500 Series	220-240	500	1 to 6	1 to 6	1 to 6	1 to 4	1 to 6	1 to 4	1 to 4
Clipsal	60TDM	220-240	10-350					1 to 6		
Clipsal	E3032V500	250	500			1 to 6		1 to 6	1 to 6	1 to 6
Clipsal	EV51RD400	220	400			1 to 6	1 to 6	1 to 6	1 to 6	1 to 6
Clipsal	F50RD400M	220	400			1 to 6	1 to 2	1 to 6		
Clipsal	KB31-RD400	220-240	400			1 to 6	1 to 4	1 to 6	1 to 4	1 to 4
Clipsal	S//E32	250	500			1 to 6	1 to 5	1 to 6	1 to 2	1 to 2
Contactum	P400	216-253	60-400	1 to 6	1 to 6		1 to 6		1 to 6	1 to 6
Crabtree	CPU-2W400	200-240	60-400				1 to 5		1 to 4	1 to 4
Crabtree	CRO-1W400	220-240	10-600	1 to 6	1 to 6		1 to 6		1 to 6	1 to 6








LED PAR16 4W to 6W

Manufacturer	Model No.	Voltage (V)	Wattage (W)	LR1204dLNv2-FL LR1204dLNv2-WFL	LR1204dDGv2-WFL LR1204dDGv2-VWFL	LR4606dDG-WFL	LR2106dDG-WFL		LR1206dLNv2-FL LR1206dLNv2-WFL	LR1206dDGv2-WFL LR1206dDGv2-VWFL
							Produced before 31 st week of 2015 ¹	Produced on or after 31 st week of 2015 ¹		
										
Danlers	DP1DLED	230	5-250				1 to 6		1 to 6	1 to 6
Danlers	DR1D400w	230	60-400				1 to 6		1 to 6	1 to 6
Danlers	DSSGDEU400W	230	400					1 to 6		
Danlers	OPD LED	230	5-250			1 to 6		1 to 6		
Denmans	HDP-400	200-240	60-400				1 to 6		1 to 6	1 to 6
Denmans	D0017/B	200-240	60-250					1 to 6		
Deta	DEP-250DT	200-240	35-250				1 to 6			
Deta	DEP-400DT	200-240	35-400				1 to 6		1 to 3	1 to 3
Dimcontrol	CFL-100	230	1000			1 to 6	1 to 6	1 to 6		
Dimmalite	EUR400	230	60-400	1 to 6	1 to 6					
Doyle & Tratt Products	7066	220-240	40-250	1 to 6	1 to 6		1 to 5		1 to 5	1 to 5
Doyle & Tratt Products	P400	220-240	60-400	1 to 6	1 to 6		1 to 6		1 to 6	1 to 6
Düwi	8050	230	40-400			1 to 6			1 to 6	1 to 6
Düwi	8085	230	40-400			1 to 6		1 to 6		
Düwi	11442	230	50-300				1 to 2			
Düwi	ET1 53850	230	20-300					1 to 6		
Düwi	Grundtyp D1	230	60-300			1 to 6	1 to 6	1 to 6	1 to 4	1 to 4
Düwi	Grundtyp H1	230	20-500	1 to 6	1 to 6	1 to 6	1 to 6	1 to 6	1 to 6	1 to 6
Eagltrise	SED300FHS	220-240	60-300				1 to 6		1 to 6	1 to 6
Egant	B327	250	400			1 to 6		1 to 6		
Elari	ATD300R	230	300			1 to 6	1 to 6	1 to 6	1 to 6	1 to 6
Elko	400GLI	220-240	40-400	1 to 6	1 to 6	1 to 6		1 to 6	1 to 6	1 to 6
Eltako	EUD12D-UC	230	400			1 to 6		1 to 6	1 to 6	1 to 6
Eltako	EUD12NPN-UC	230	400	1 to 6	1 to 6	1 to 6		1 to 6	1 to 6	1 to 6








LED PAR16 4W to 6W

Manufacturer	Model No.	Voltage (V)	Wattage (W)	LR1204dLNv2-FL	LR1204dDGv2-WFL	LR4606dDG-WFL	LR1206dDG-WFL		LR1206dLNv2-FL	LR1206dDGv2-WFL
				LR1204dLNv2-WFL	LR1204dDGv2-VWFL		Produced before 31 st week of 2015 ¹	Produced on or after 31 st week of 2015 ¹	LR1206dLNv2-WFL	LR1206dDGv2-VWFL
										
Eltako	EUD61NPN-UC	230	500	1 to 6	1 to 6	1 to 6		1 to 6	1 to 6	1 to 6
Everflourish	EFO700DA	220-240	50-300	1 to 6	1 to 6	1 to 6	1 to 4	1 to 6	1 to 6	1 to 6
Everflourish	EFO700DB	230	50-300			1 to 6	1 to 6	1 to 6	1 to 6	1 to 6
Finder	Multifunction Dimmer	230	3-500			1 to 6		1 to 6	1 to 6	1 to 6
Fungyip	F2771	220-240	500	1 to 6	1 to 6	1 to 6	1 to 6	1 to 6	1 to 6	1 to 6
GE	37/56	230	40-500	1 to 6	1 to 6	1 to 6	1 to 6	1 to 6	1 to 6	1 to 6
GET	60-400 Watt	220-240	60-400			1 to 6		1 to 6		
GET	EN60669	220-240	250				1 to 6		1 to 6	1 to 6
GET	GET 60-400W	220-240	60-400	1 to 6	1 to 6					
GET	R25E	200-250	60-250	1 to 6	1 to 6		1 to 6		1 to 6	1 to 6
Gewiss	GW 20 803	230	300			1 to 6	1 to 6	1 to 6	1 to 6	1 to 6
Gira	3000	230	20-500			1 to 6		1 to 6		
GP	GP300	250	300			1 to 6		1 to 6	1 to 6	1 to 6
Hamilton	L400/2	220-240	400	1 to 6	1 to 6		1 to 6		1 to 6	1 to 6
Hamilton	L400/G	230	40-400			1 to 6		1 to 6		
Hamilton	H-GDM400/2	230	40-400					1 to 6		
IDV	GKT02	220	500			1 to 6		1 to 6		
IKEA	E0902-DIM	220-240	25-150			1 to 6	1 to 6	1 to 5	1 to 5	1 to 5
Insta	Berker 2874	230	20-525			1 to 6		1 to 6		
Insta	Gira 1176 00/ 100	230	50-420				1 to 6			
JSJS Designs	JSJSLW420	220-240	20-250			1 to 6		1 to 6		
Jung	1254 UDE	230	50-420					1 to 6		
Jung	244EX	220-240	60-400			1 to 6		1 to 6		
Keytop	BP1000	220-240	1000	1 to 6	1 to 6	1 to 6	1 to 6	1 to 6	1 to 6	1 to 6








LED PAR16 4W to 6W

Manufacturer	Model No.	Voltage (V)	Wattage (W)	LR1204dLNv2-FL LR1204dLNv2-WFL	LR1204dDGv2-WFL LR1204dDGv2-VWFL	LR4606dDG-WFL	LR2106dDG-WFL		LR1206dLNv2-FL LR1206dLNv2-WFL	LR1206dDGv2-WFL LR1206dDGv2-VWFL
							Produced before 31 st week of 2015 ¹	Produced on or after 31 st week of 2015 ¹		
										
Kopp	80.33	230	40-400			1 to 6	1 to 6	1 to 6	1 to 6	1 to 6
Legrand	281 080	230	500			1 to 6		1 to 6	1 to 6	1 to 6
Legrand	6145 25	220-240	25-250			1 to 6	1 to 6	1 to 6	1 to 2	1 to 2
Legrand	7354 90	230	40-400			1 to 6		1 to 6		
Legrand	ADWGL4	220-240	40-400	1 to 6	1 to 6	1 to 6	1 to 4	1 to 6	1 to 6	1 to 6
Legrand	ADW-GL6	230	60-600			1 to 6	1 to 6	1 to 6	1 to 6	1 to 6
Legrand	AR400A3PM	230-240	400					1 to 6	1 to 6	1 to 6
Legrand	BMD 300	100-240	40-300			1 to 6		1 to 6		
Legrand	Haut 100-1000VA	250	100-1000	2 to 6	2 to 6		1 to 6			
Legrand	MD9022	100-240	3-400			1 to 6		1 to 6		
Legrand	Mosaic	220-240	60-500	1 to 6	1 to 6	1 to 6	1 to 6	1 to 6	1 to 6	1 to 6
Legrand	Neptune 806 15	230	60-500			1 to 6	1 to 6	1 to 6		
Legrand	YB-CZD	220	40-630			1 to 6	1 to 6	1 to 6	1 to 6	1 to 6
Leviton	BME04-2L	220	400					1 to 6	1 to 6	1 to 6
Lightwave	JSJSLW420SS	230	60(LED)			1 to 6		1 to 6		
LK	506DA117	230	20-300				1 to 6		1 to 6	1 to 6
LK	SK1	220-240	400	1 to 2	1 to 2	1 to 6		1 to 6		
Lumeo	Domus T39.07	230	7-110			1 to 3		1 to 3		
Lumeo	ECO T39.07	230	7-110			1 to 3				
Lumex	LT1D450LS Series	200-240	5-450					1 to 6		
Lutron	Rania	220-240	50-450					1 to 6		
Mank	MK/TG100001	250	200			1 to 6	1 to 2	1 to 6		
Merlin Gurin	MGU351118	230	400	1 to 6	1 to 6	1 to 6	1 to 6	1 to 6	1 to 6	1 to 6
Merten	5722	230	60-600			1 to 6		1 to 6	1 to 6	1 to 6

LED PAR16 4W to 6W

Manufacturer	Model No.	Voltage (V)	Wattage (W)	LR1204dLNv2-FL LR1204dLNv2-WFL	LR1204dDGv2-WFL LR1204dDGv2-VWFL	LR4606dDG-WFL	LR2106dDG-WFL		LR1206dLNv2-FL LR1206dLNv2-WFL	LR1206dDGv2-WFL LR1206dDGv2-VWFL
							Produced before 31 st week of 2015 ¹	Produced on or after 31 st week of 2015 ¹		
										
Micro Matic	SE45004	230	5-325			1 to 6		1 to 6		
MK	42804PL	230	40-250	1 to 6	1 to 6		1 to 6		1 to 6	1 to 6
MK	47352SL	230	60-450				1 to 6		1 to 6	1 to 6
MK	52471SL	230	60-500				1 to 5		1 to 1	1 to 1
MK	GX8051	220-240	40-500	1 to 6	1 to 6	1 to 6	1 to 3	1 to 6	1 to 2	1 to 2
MK	K1523LV/K1524LV	220-240	4-70(LED)			1 to 6		1 to 6		
MK	K1523WHILV	230	40-300				1 to 6		1 to 6	1 to 6
MK	K1524WHILV	230	4-70(LED)				1 to 6			
MK	K1526WHI	230	8-48				1 to 6			
MK	K1527WHI	230	8-48				1 to 6		1 to 1	1 to 1
MK	K4511LV	220-240	4-70(LED)				1 to 6		1 to 6	1 to 6
MK	K4511WHILV	220-240	4-70(LED)					1 to 6		
MK	LN1511	230	60-450				1 to 6			
MK	SX8051	240	40-500	1 to 6	1 to 6	1 to 6	1 to 4		1 to 2	1 to 2
MK	SX8501	220-240	500			1 to 6		1 to 6		
National	WEC57515	220	40-500			1 to 6	1 to 6	1 to 6	1 to 5	1 to 5
National	WEG57515	220-240	40-500	1 to 6	1 to 6	1 to 6	1 to 6	1 to 6	1 to 6	1 to 6
National	WNG575253	220-240	60-600			1 to 6	1 to 6	1 to 6	1 to 6	1 to 6
National	WNG6801	220-240	500	1 to 6	1 to 6	1 to 6	1 to 6	1 to 6	1 to 6	1 to 6
Niko	09-013	230	60-300			1 to 6	1 to 6	1 to 6		
Niko	310-016	220-240	50-500	1 to 6	1 to 6	1 to 6	1 to 6	1 to 6	1 to 6	1 to 6
Norvika	200074	250	30-500			1 to 6		1 to 6		
Omni	WDM-502	250	500	1 to 1	1 to 1	1 to 6		1 to 6		
Panasonic	WEJ57515	220	40-500			1 to 6	1 to 6	1 to 6		

LED PAR16 4W to 6W

Manufacturer	Model No.	Voltage (V)	Wattage (W)	LR1204dLNv2-FL LR1204dLNv2-WFL	LR1204dDGv2-WFL LR1204dDGv2-VWFL	LR4606dDG-WFL	LR1206dDG-WFL		LR1206dLNv2-FL LR1206dLNv2-WFL	LR1206dDGv2-WFL LR1206dDGv2-VWFL
							Produced before 31 st week of 2015 ¹	Produced on or after 31 st week of 2015 ¹		
										
Peha	431 HAN LED	230	6-120			1 to 4	1 to 6	1 to 4	1 to 4	1 to 4
Peha	433 HAB	230	20-315			1 to 6		1 to 6	1 to 6	1 to 6
Peha	434	230	60-400			1 to 6	1 to 6	1 to 6	1 to 6	1 to 6
Peha	435 HAB	230	20-600			1 to 2		1 to 6		
Peha	435 HAN	230	60-600			1 to 6	1 to 6	1 to 6	1 to 6	1 to 6
POL	CAT 1593M	220-240	500	1 to 6	1 to 6	1 to 6	1 to 6	1 to 6	1 to 6	1 to 6
REV	136231	230	20-500			1 to 6		1 to 6		
REV	136261	230	20-300			1 to 3		1 to 6		
Richi	270.15	220	300			1 to 6	1 to 6	1 to 6		
Richmond	MP500	230	40-400				1 to 6		1 to 6	1 to 6
Richmond	GRID400CFL	240	400	1 to 6	1 to 6				1 to 6	1 to 6
Richmond	GRID500	240	40-500	1 to 6	1 to 6		1 to 6		1 to 6	1 to 6
RPP	RPP-DSP250	240	40-250				1 to 6			
RPP	RPP-DSP400X	240	60-400				1 to 6		1 to 6	1 to 6
RRP	PE536	230	400			1 to 6		1 to 6		
Schneider	5510X	220	800			1 to 6	1 to 6	1 to 6	1 to 6	1 to 6
Schneider	AD2DS	230	300			1 to 6		1 to 6	1 to 3	1 to 3
Schneider	ATTD1000RL	230	60-1000			1 to 6		1 to 6	1 to 6	1 to 6
Schneider	C460	220	400			1 to 6				
Schneider	D-SQ0008/B	200-240	60-400					1 to 6		
Schneider	GU6012	220-240	60-400				1 to 6	1 to 6	1 to 6	1 to 6
Schneider	GU6412EWPW	230	300			1 to 6		1 to 6		
Schneider	LTD1000RC	230	1000						1 to 1	1 to 1
Schneider	LTD300	230	300			1 to 6	1 to 4	1 to 6	1 to 4	1 to 4






LED PAR16 4W to 6W

Manufacturer	Model No.	Voltage (V)	Wattage (W)	LR1204dLNv2-FL LR1204dLNv2-WFL	LR1204dDGv2-WFL LR1204dDGv2-VWFL	LR4606dDG-WFL	LR2106dDG-WFL		LR1206dLNv2-FL LR1206dLNv2-WFL	LR1206dDGv2-WFL LR1206dDGv2-VWFL
							Produced before 31 st week of 2015 ¹	Produced on or after 31 st week of 2015 ¹		
										
Schneider	MEG5170	220-230	10-200			1 to 6				
Schneider	SBD SPL	230	9-100			1 to 3		1 to 3	1 to 3	1 to 3
Schneider	SBD315RC	230	20-315					1 to 6		
Schneider	SBD600RCRL	230	20-600						1 to 1	1 to 1
Schneider	SD300	220-240	300	1 to 6	1 to 6	1 to 6	1 to 6	1 to 6	1 to 6	1 to 6
Schneider	WDE002747	230	9-100			1 to 3		1 to 3	1 to 3	1 to 3
Sica	359901	220	100			1 to 3		1 to 3		
Siemens	5UH8722-3NCO3	230	25-400			1 to 6	1 to 2	1 to 6	1 to 1	1 to 1
Siemens	Vista	220	500			1 to 6	1 to 6	1 to 6	1 to 6	1 to 6
Simen	Simen 55	150-250	40-150			1 to 5		1 to 5		
Simon	45E101	220	500			1 to 6		1 to 6	1 to 6	1 to 6
Simon	75313-39	230	40-500			1 to 6	1 to 6	1 to 6	1 to 6	1 to 6
Simon	Simon..813	220-240	40-500	1 to 6	1 to 6	1 to 6	1 to 6	1 to 6	1 to 6	1 to 6
Soben	C8M2	200-250	630			1 to 6	1 to 6	1 to 6	1 to 6	1 to 6
Stsben	Stsben 86	220	15-200			1 to 6		1 to 6		
Switchlight	SW-316	220-240	500	1 to 6	1 to 6	1 to 6	1 to 1	1 to 6	1 to 1	1 to 1
T&J	EC211-1KM2	230	25-1000			1 to 6		1 to 6	1 to 1	1 to 1
T&J	K211-M2 6L29	230	40-630	1 to 4	1 to 4	1 to 6	1 to 2	1 to 6		
T&J	P2017S	220-240	40-630	1 to 6	1 to 6	1 to 6	1 to 2	1 to 6	1 to 1	1 to 1
TCL	KGM2	220-240	500	1 to 6	1 to 6	1 to 6	1 to 6	1 to 6	1 to 6	1 to 6
TCL	LM2	220	630			1 to 6	1 to 6	1 to 6	1 to 6	1 to 6
Teclastar	45291	220	500			1 to 6	1 to 6	1 to 6		
Theben	Dimax 532	230	500	1 to 6	1 to 6	1 to 6		1 to 6	1 to 6	1 to 6
Theben	Dimax 534	230	500	1 to 6	1 to 6					

LED PAR16 4W to 6W

Manufacturer	Model No.	Voltage (V)	Wattage (W)	LR1204dLNv2-FL LR1204dLNv2-WFL	LR1204dDGv2-WFL LR1204dDGv2-VWFL	LR4606dDG-WFL	LR2106dDG-WFL		LR1206dLNv2-FL LR1206dLNv2-WFL	LR1206dDGv2-WFL LR1206dDGv2-VWFL
							Produced before 31 st week of 2015 ¹	Produced on or after 31 st week of 2015 ¹		
										
TLC	LV LMOD1	216-253	120				1 to 6			
TLC	VL JP400MOD	230	10-250				1 to 6		1 to 6	1 to 6
Tridonic	Atco Dali-pcd 300	220-240	30-300			1 to 6		1 to 6	1 to 6	1 to 6
Varilight	JQP401W	230	100(LED)			1 to 6	1 to 6	1 to 6	1 to 6	1 to 6
Varilight	TQP501W	216-253	60-500				1 to 6		1 to 6	1 to 6
Varilite	Z0JP250P	230	100(LED)					1 to 6		
Venus	9720	220	40-900	1 to 6	1 to 6					
Venus	ART:9720	220	40-900			1 to 6		1 to 6		
Vi-ko	215	220-240	600			1 to 6	1 to 6	1 to 6	1 to 6	1 to 6
Vi-ko	90 30 48	220	600	1 to 6	1 to 6	1 to 6	1 to 6	1 to 6	1 to 6	1 to 6
Vimar	Plana 14150	230	100-500	1 to 6	1 to 6	1 to 6	1 to 6	1 to 6	1 to 6	1 to 6
Vivian	D-21102	220-240	1000	1 to 6	1 to 6	1 to 6	1 to 6	1 to 6	1 to 6	1 to 6
V-PRO	BS EN 55015	230	400				1 to 6			
VS	554591	220-240	5-250					1 to 6		
Wilts	WPDIMWH401	230	7-40(LED)			1 to 6	1 to 6	1 to 6	1 to 5	1 to 5
Wonpro	WF Series	250	500	1 to 6	1 to 6			1 to 6		
Zano	ZGRID500	230	500				1 to 3	1 to 6	1 to 3	1 to 3
Zano	ZBARLED 1000	230	1000					1 to 6		
Zano	ZGRID:LED	230	5-250					1 to 6		






LED PAR16 7W to 8W

Manufacturer	Model No.	Voltage (V)	Wattage (W)	LR4607dDG -WFL	LR4407d-50H24D LR4407d-50H35D	LR5007dDG-WFL LR5007dDG-VWFL	LR2307dDG-WFL LR2307dDG-VWFL	LR2008d-50H24D LR2008d-50H35D
								
ABB	6523U	230	2-100(LED)	1 to 6	1 to 6	1 to 6	1 to 6	
ABB	6524U	230	2-100	1 to 2	1 to 2			
Altenburger	EHR600W	220-240	60-600	1 to 6	1 to 6	1 to 6	1 to 6	1 to 5
Altenburger	Sim2A	220	60-400	1 to 6	1 to 6	1 to 6	1 to 6	1 to 5
Anam	ASW 3000-1	220-240	60-1000	1 to 6	1 to 3	1 to 6	1 to 6	1 to 2
Aurora	AU-DSP400	240	60-400		1 to 6	1 to 6	1 to 6	
Aurora	AU-DSP400X	240	60-400	1 to 6	1 to 6	1 to 6	1 to 6	
Aurora	AU-DSPP400X	230	60-400		1 to 6	1 to 6	1 to 6	
Berker	85421200	230	25-400	1 to 6				
BG	DM400AP	200-250	60-400	1 to 6				
British General	881P-01	240	60-400		1 to 6	1 to 6	1 to 6	
British General	AT091-BG	200-250	60-500		1 to 6	1 to 6	1 to 6	
Broco	F25AF	220-240	60-500	1 to 6	1 to 6	1 to 6	1 to 6	1 to 2
Bticino	CW20 802	250	400	1 to 6	1 to 6	1 to 6	1 to 6	
Bticino	L4581	220-230	50-1000	1 to 6	1 to 6	1 to 6	1 to 6	
Bticino	M9350S	220-240	500	1 to 6	1 to 3	1 to 6	1 to 6	
Busch	2210...510	220-240	60-400	1 to 6	1 to 6	1 to 4	1 to 4	1 to 2
Busch	2210-510	220-240	400	1 to 6	1 to 6	1 to 6	1 to 6	1 to 5
Busch	2247U	230	500	1 to 6				
Busch	2250U	220-240	60-600	1 to 6	1 to 6	1 to 6	1 to 6	1 to 6






LED PAR16 7W to 8W

Manufacturer	Model No.	Voltage (V)	Wattage (W)	LR4607dDG -WFL	LR4407d-50H24D LR4407d-50H35D	LR5007dDG-WFL LR5007dDG-VWFL	LR2307dDG-WFL LR2307dDG-VWFL	LR2008d-50H24D LR2008d-50H35D
Busch	6591U-101	230	420	1 to 6		1 to 6	1 to 6	
Chengli	27V500	250	500	1 to 6	1 to 6	1 to 6	1 to 6	1 to 6
China IDV	IKT02	220	500	1 to 6	1 to 3	1 to 6	1 to 6	
Click	MD9042	220-240	60-400		1 to 6	1 to 6	1 to 6	
Clipsal	3031V500M/K	250	500	1 to 6	1 to 6	1 to 6	1 to 6	
Clipsal	32E2CFLDM	220-240	5-300	1 to 6				
Clipsal	32E450LM	220-240	20-450	1 to 6	1 to 6	1 to 2	1 to 2	
Clipsal	32E450TM	220-240	10-450	1 to 6				
Clipsal	32E450UDM	220-240	450	1 to 6				
Clipsal	32E450ULM	220-240	450	1 to 6	1 to 6	1 to 6	1 to 6	
Clipsal	32V 500 Series	220-240	500	1 to 6	1 to 6	1 to 6	1 to 6	1 to 2
Clipsal	60TDM	220-240	10-350	1 to 6				
Clipsal	E3032V500	250	500	1 to 6	1 to 6	1 to 6	1 to 6	
Clipsal	EV51RD400	220	400	1 to 6	1 to 6	1 to 6	1 to 6	
Clipsal	F50RD400M	220	400	1 to 6		1 to 1	1 to 1	
Clipsal	KB31-RD400	220-240	400	1 to 6	1 to 6	1 to 6	1 to 6	
Clipsal	S//E32	250	500	1 to 6	1 to 5	1 to 6	1 to 6	
Contactum	P400	216-253	60-400		1 to 6	1 to 6	1 to 6	
Crabtree	CPU-2W400	200-240	60-400		1 to 6	1 to 6	1 to 6	
Crabtree	CRO-1W400	220-240	10-600		1 to 6	1 to 6	1 to 6	






LED PAR16 7W to 8W

Manufacturer	Model No.	Voltage (V)	Wattage (W)	LR4607dDG -WFL	LR4407d-50H24D LR4407d-50H35D	LR5007dDG-WFL LR5007dDG-VWFL	LR2307dDG-WFL LR2307dDG-VWFL	LR2008d-50H24D LR2008d-50H35D
								
Danlers	DP1DLED	230	5-250		1 to 6	1 to 6	1 to 6	
Danlers	DR1D400w	230	60-400		1 to 6	1 to 6	1 to 6	
Danlers	OPD LED	230	5-250	1 to 6				
Denmans	HDP-400	200-240	60-400		1 to 6	1 to 6	1 to 6	
Denmans	D0017/B	200-240	60-250	1 to 6				
Deta	DEP-250DT	200-240	35-250		1 to 6	1 to 6	1 to 6	
Deta	DEP-400DT	200-240	35-400		1 to 6	1 to 6	1 to 6	
Dimcontrol	CFL-100	230	1000	1 to 6	1 to 6	1 to 6	1 to 6	
Doyle & Tratt Products	7066	220-240	40-250		1 to 6	1 to 6	1 to 6	1 to 3
Doyle & Tratt Products	P400	220-240	60-400		1 to 6	1 to 6	1 to 6	1 to 3
Düwi	8050	230	40-400	1 to 6	1 to 6	1 to 6	1 to 6	
Düwi	8085	230	40-400	1 to 6	1 to 6	1 to 6	1 to 6	
Düwi	11442	230	50-300		1 to 3	1 to 6	1 to 6	
Düwi	Grundtyp D1	230	60-300	1 to 6	1 to 6	1 to 6	1 to 6	
Düwi	Grundtyp ET1 53850	230	20-300			1 to 4	1 to 4	
Düwi	Grundtyp H1	230	20-500		1 to 6	1 to 6	1 to 6	1 to 6
Egant	B327	250	400	1 to 6				
Elari	ATD300R	230	300	1 to 6	1 to 6	1 to 6	1 to 6	
Elko	400GLI	220-240	40-400	1 to 6	1 to 6	1 to 5	1 to 5	1 to 6
Eltako	EUD12D-UC	230	400	1 to 6				

LED PAR16 7W to 8W

Manufacturer	Model No.	Voltage (V)	Wattage (W)	LR4607dDG -WFL	LR4407d-50H24D LR4407d-50H35D	LR5007dDG-WFL LR5007dDG-VWFL	LR2307dDG-WFL LR2307dDG-VWFL	LR2008d-50H24D LR2008d-50H35D
								
Eltako	EUD12NPN-UC	230	400	1 to 6				
Eltako	EUD61NPN-UC	230	500	1 to 6				
Eltako	FUD62NPN-230V	230	300	1 to 6				
Everflourish	EFO700DA	220-240	50-300	1 to 6	1 to 6	1 to 5	1 to 5	1 to 3
Everflourish	EFO700DB	230	50-300	1 to 6	1 to 6	1 to 6	1 to 6	
Finder	Multifunction Dimmer	230	3-500	1 to 6				
Fungyip	F2771	220-240	500	1 to 6	1 to 6	1 to 6	1 to 6	1 to 6
GE	37/56	230	40-500	1 to 6	1 to 6	1 to 6	1 to 6	1 to 6
GET	EN60669	220-240	250		1 to 6	1 to 6	1 to 6	
GET	GET 60-400W	220-240	60-400		1 to 6	1 to 6	1 to 6	1 to 3
GET	R25E	200-250	60-250		1 to 6	1 to 6	1 to 6	1 to 6
Gewiss	GW 20 803	230	300	1 to 6	1 to 6	1 to 6	1 to 6	
Gira	03000	230	20-500	1 to 6	1 to 3	1 to 6	1 to 6	
Gira	30700	230	20-525	1 to 6				
Gira	239000	230	3-100(LED)	1 to 6				
GP	GP300	250	300	1 to 6	1 to 6	1 to 6	1 to 6	
Hamilton	L400/2	220-240	400		1 to 6	1 to 6	1 to 6	
Home Automation	VID dimr100e	200-250	50-500		1 to 6	1 to 6	1 to 6	
IDV	GKT02	220	500	1 to 6				
IKEA	E0902-DIM	220-240	25-150	1 to 4	1 to 4	1 to 4	1 to 4	

LED PAR16 7W to 8W

Manufacturer	Model No.	Voltage (V)	Wattage (W)	LR4607dDG -WFL	LR4407d-50H24D LR4407d-50H35D	LR5007dDG-WFL LR5007dDG-VWFL	LR2307dDG-WFL LR2307dDG-VWFL	LR2008d-50H24D LR2008d-50H35D
								
Insta	Berker 2874	230	20-525	1 to 6				
JSJS Designs	JSJSLW420	220-240	20-250	1 to 6				
Jung	1254 UDE	230	50-420	1 to 6	1 to 6	1 to 6	1 to 6	
Jung	225 NV DE	230-240	20-500	1 to 6				
Jung	225 TDE	230	20-525	1 to 6				
Jung	244EX	220-240	60-400	1 to 6	1 to 6	1 to 6	1 to 6	
Kaoyi	KDT-250E	220-240	5-250	1 to 6				
Keytop	BP1000	220-240	1000	1 to 6	1 to 4	1 to 6	1 to 6	1 to 3
Kopp	80.33	230	40-400	1 to 6	1 to 6	1 to 6	1 to 6	
Legrand	281 080	230	500	1 to 6	3 to 6	1 to 6	1 to 6	
Legrand	400T	230-240	10-400	1 to 6				
Legrand	6145 25	220-240	25-250	1 to 6	1 to 2	1 to 6	1 to 6	
Legrand	7354 90	230	40-400	1 to 6		1 to 6	1 to 6	
Legrand	ADWGL4	220-240	40-400	1 to 6	1 to 6	1 to 6	1 to 6	
Legrand	ADW-GL6	230	60-600	1 to 6	1 to 6	1 to 6	1 to 6	
Legrand	AR400A3PM	230-240	400	1 to 6				
Legrand	BMD 300	100-240	40-300	1 to 6	1 to 6	1 to 6	1 to 6	
Legrand	Haut 100-1000VA	250	100-1000		1 to 6	1 to 6	1 to 6	1 to 6
Legrand	MD9022	100-240	3-400	1 to 6				
Legrand	Mosaic	220-240	60-500	1 to 6	1 to 6	1 to 6	1 to 6	1 to 4

LED PAR16 7W to 8W

Manufacturer	Model No.	Voltage (V)	Wattage (W)	LR4607dDG -WFL	LR4407d-50H24D LR4407d-50H35D	LR5007dDG-WFL LR5007dDG-VWFL	LR2307dDG-WFL LR2307dDG-VWFL	LR2008d-50H24D LR2008d-50H35D
Legrand	Neptune 806 15	230	60-500	1 to 6	1 to 6	1 to 6	1 to 6	
Legrand	YB-CZD	220	40-630	1 to 6	1 to 6	1 to 6	1 to 6	
Leviton	BME04-2L	220	400	1 to 6				
Lightwave	JSJSLW420SS	230	60(LED)	1 to 6	1 to 6			
LK	506DA117	230	20-300		1 to 6	1 to 6	1 to 6	
LK	SK1	220-240	400	1 to 6				
Lumeo	Domus T39.07	230	7-110	1 to 3	1 to 3	1 to 3	1 to 3	
Lumex	LT1D450LS Series	200-240	5-450	1 to 6		1 to 6	1 to 6	
Mank	MK/TG100001	250	200	1 to 5	1 to 3	1 to 3	1 to 3	
Merlin Gurin	MGU351118	230	400	1 to 6	1 to 6	1 to 6	1 to 6	1 to 3
Merten	5722	230	60-600	1 to 6	1 to 6	1 to 6	1 to 6	
Merten	MEG5133-0000	230	40-600	1 to 6				
Micro Matic	SE45004	230	5-325	1 to 6				
MK	42804PL	230	40-250		1 to 6	1 to 6	1 to 6	1 to 3
MK	47352SL	230	60-450		1 to 6	1 to 6	1 to 6	
MK	52471SL	230	60-500		1 to 6	1 to 5	1 to 5	
MK	GX8051	220-240	40-500	1 to 6	1 to 3	1 to 6	1 to 6	
MK	K1523LV/K1524LV	220-240	4-70(LED)	1 to 6				
MK	K1523WHILV	230	40-300		1 to 6	1 to 6	1 to 6	
MK	K1524WHILV	230	4-70(LED)		1 to 6	1 to 2	1 to 2	






LED PAR16 7W to 8W

Manufacturer	Model No.	Voltage (V)	Wattage (W)	LR4607dDG -WFL	LR4407d-50H24D LR4407d-50H35D	LR5007dDG-WFL LR5007dDG-VWFL	LR2307dDG-WFL LR2307dDG-VWFL	LR2008d-50H24D LR2008d-50H35D
MK	K1526WHI	230	8-48		1 to 1	1 to 1	1 to 1	
MK	K1527WHI	230	8-48		1 to 1	1 to 1	1 to 1	
MK	K4511LV	220-240	4-70(LED)		1 to 6	1 to 2	1 to 2	
MK	K4511WHILV	220-240	4-70(LED)	1 to 6				
MK	L/N1511	230	60-450		1 to 6	1 to 6	1 to 6	
MK	SX8051	240	40-500		1 to 4	1 to 6	1 to 6	1 to 1
MK	SX8501	220-240	500	1 to 6	1 to 4	1 to 5	1 to 5	
National	WEC57515	220	40-500	1 to 6	1 to 6	1 to 6	1 to 6	
National	WEG57515	220-240	40-500	1 to 6	1 to 6	1 to 6	1 to 6	1 to 2
National	WNG575253	220-240	60-600	1 to 6	1 to 6	1 to 4	1 to 4	
National	WNG6801	220-240	500	1 to 6	1 to 6	1 to 6	1 to 6	1 to 2
Niko	09-013	230	60-300	1 to 6	1 to 6	1 to 6	1 to 6	
Niko	310-016	220-240	50-500	1 to 6	1 to 6	1 to 6	1 to 6	1 to 5
Nortronic	ATD500 GLE	220-240	50-500					2 to 6
Norvika	200074	250	30-500	1 to 6	1 to 6	1 to 6	1 to 6	
Omni	WDM-502	250	500	1 to 6				
Panasonic	WEJ57515	220	40-500	1 to 6	1 to 6	1 to 6	1 to 6	
Peha	431 HAN LED	230	6-120	1 to 3	1 to 3	1 to 3	1 to 3	
Peha	433 HAB	230	20-315	1 to 6				
Peha	434	230	60-400	1 to 6	1 to 6	1 to 6	1 to 6	






LED PAR16 7W to 8W

Manufacturer	Model No.	Voltage (V)	Wattage (W)	LR4607dDG -WFL	LR4407d-50H24D LR4407d-50H35D	LR5007dDG-WFL LR5007dDG-VWFL	LR2307dDG-WFL LR2307dDG-VWFL	LR2008d-50H24D LR2008d-50H35D
Peha	435 HAB	230	20-600	1 to 6				
Peha	435 HAN	230	60-600	1 to 6	1 to 6	1 to 6	1 to 6	
POL	CAT 1593M	220-240	500	1 to 6	1 to 6	1 to 6	1 to 6	1 to 1
Relco	RM0736	220-240	60-500					1 to 6
REV	136231	230	20-500	1 to 6				
Richi	270.15	220	300	1 to 6	1 to 6	1 to 6	1 to 6	
Richmond	MP500	230	40-400		1 to 6	1 to 6	1 to 6	
Richmond	GRID400CFL	240	400					1 to 4
Richmond	GRID500	240	40-500		1 to 6	1 to 6	1 to 6	1 to 4
RPP	RPP-DSP250	240	40-250		1 to 6	1 to 6	1 to 6	
RPP	RPP-DSP400X	240	60-400		1 to 6	1 to 6	1 to 6	
Schneider	5510X	220	800	1 to 6	1 to 6	1 to 6	1 to 6	
Schneider	AD2DS	230	300	1 to 6				
Schneider	ATTD1000RL	230	60-1000	1 to 6	1 to 6	1 to 6	1 to 6	
Schneider	C460	220	400			1 to 2	1 to 2	
Schneider	GU6012	220-240	60-400	1 to 6	1 to 6	1 to 6	1 to 6	
Schneider	LTD300	230	300	1 to 6	1 to 1	1 to 6	1 to 6	
Schneider	MEG5170	220-230	10-200	1 to 5				
Schneider	PDV-TE2100	230-240	5-100	1 to 2				
Schneider	SBD315RC	230	20-315	1 to 6				

LED PAR16 7W to 8W


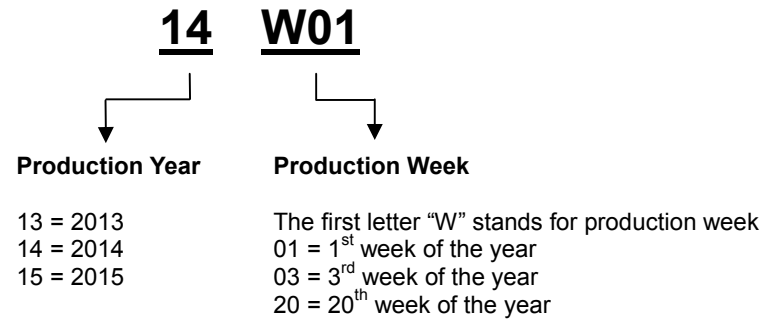
Manufacturer	Model No.	Voltage (V)	Wattage (W)	LR4607dDG -WFL	LR4407d-50H24D LR4407d-50H35D	LR5007dDG-WFL LR5007dDG-VWFL	LR2307dDG-WFL LR2307dDG-VWFL	LR2008d-50H24D LR2008d-50H35D
								
Schneider	SBD SPL	230	9-100	1 to 2	1 to 2	1 to 2	1 to 2	
Schneider	SD300	220-240	300	1 to 6	1 to 6	1 to 6	1 to 6	1 to 4
Schneider	WDE002747	230	9-100	1 to 2	1 to 2	1 to 2	1 to 2	
Sica	359901	220	100	1 to 2	1 to 2	1 to 2	1 to 2	
Siemens	5UH8722-3NCO3	230	25-400	1 to 6	1 to 3	1 to 2	1 to 2	
Siemens	Vista	220	500	1 to 6	1 to 6	1 to 6	1 to 6	
Simen	Simen 55	150-250	40-150	1 to 4		1 to 4	1 to 4	
Simon	45E101	220	500	1 to 6	1 to 6	1 to 6	1 to 6	
Simon	75313-39	230	40-500	1 to 6	1 to 6	1 to 6	1 to 6	
Simon	Simon..813	220-240	40-500	1 to 6	1 to 6	1 to 6	1 to 6	1 to 6
Soben	C8M2	200-250	630	1 to 6	1 to 3	1 to 6	1 to 6	
Stsben	Stsben 86	220	15-200	1 to 5		1 to 3	1 to 3	
Switchlight	SW-316	220-240	500	1 to 6	1 to 2	1 to 3	1 to 3	1 to 1
T&J	EC211-1KM2	230	25-1000	1 to 6	1 to 3			
T&J	K211-M2 6L29	230	40-630	1 to 6	1 to 1	1 to 3	1 to 3	
T&J	P2017S	220-240	40-630	1 to 6	1 to 5	1 to 6	1 to 6	
TCL	KGM2	220-240	500	1 to 6	1 to 6	1 to 6	1 to 6	1 to 1
TCL	LM2	220	630	1 to 6	1 to 6	1 to 6	1 to 6	
Teclastar	45291	220	500	1 to 6	1 to 6	1 to 6	1 to 6	
Theben	Dimax 532	230	500	1 to 6				

LED PAR16 7W to 8W

Manufacturer	Model No.	Voltage (V)	Wattage (W)	LR4607dDG -WFL	LR4407d-50H24D LR4407d-50H35D	LR5007dDG-WFL LR5007dDG-VWFL	LR2307dDG-WFL LR2307dDG-VWFL	LR2008d-50H24D LR2008d-50H35D
								
TLC	LV LMOD1	216-253	120		1 to 3	1 to 3	1 to 3	
TLC	VL JP400MOD	230	10-250		1 to 6	1 to 6	1 to 6	
Tridonic	Atco Dali-pcd 300	220-240	30-300	1 to 6				
Varilight	JQP401W	230	100(LED)	1 to 6	1 to 6	1 to 6	1 to 6	
Varilight	TQP501W	216-253	60-500		1 to 6	1 to 6	1 to 6	
Venus	9720	220	40-900					1 to 6
Venus	ART:9720	220	40-900	1 to 6	1 to 6	1 to 6	1 to 6	
Vi-ko	215	220-240	600	1 to 6	1 to 4	1 to 6	1 to 6	
Vi-ko	90 30 48	220	600	1 to 6	1 to 6	1 to 6	1 to 6	1 to 2
Vimar	Plana 14150	230	100-500	1 to 6	1 to 6	1 to 6	1 to 6	1 to 3
Vivian	D-21102	220-240	1000	1 to 6	1 to 6	1 to 6	1 to 6	2 to 2
V-PRO	BS EN 55015	230	400		1 to 6	1 to 6	1 to 6	
VS	554591	220-240	5-250	1 to 6				
Wilts	WPDIMWH401	230	7-40(LED)	1 to 6	1 to 5	1 to 5	1 to 5	
Wonpro	WF Series	250	500	1 to 6	1 to 3			1 to 2
Zano	ZGRID500	230	500		1 to 3	1 to 6	1 to 6	
Zano	ZBARLED 1000	230	1000	1 to 6				

Remarks:

¹ The production schedule (date code) can be found on the lamp:

**Date Code**

For example, a lamp with a production schedule of 20th week of Year 2014, the date code will be "14W20".

A lamp with a product schedule ON or AFTER 20th week of Year 2014

The lamp may be produced on the 25th week of Year 2014, 1st of Year 2015, 10th of Year 2015, etc. Then the date code will be 14W25, 15W01 and 15W10 respectively.

A lamp with a product schedule BEFORE 20th week of Year 2014

The lamp may be produced on the 2nd week of Year 2014, 5th week of Year 2014, 18th week of Year 2014, then the date code will be 14W02, 14W05 and 14W18 respectively.

The minimum and maximum numbers of LED lamp compatible depend upon the performance of the dimmer, which is subject to the status of the manufacturer's technology. Due to possible variations in country dimmer module specifications, please contact your local distributor for a list of compatible dimmers before installation.

Copyright © MEGAMAN® 2016. All rights reserved.

All the information contained within this publication was correct at the time of update and is subject to change without prior notice.
All other trademarks mentioned are the property of their respective owners.