









Dim to **WARM** series LED PAR16





Key





1 to 6 Dimmable, with one to six lamps





The dimmer is not tested or not recommended





| Manufacturer | Model No. | Voltage (V) | Wattage (W) | LR5006wDG-WFL | | | |
|--------------|------------|-------------|-------------|---|---|--------|---|
| | | | | Global <i>(all countries except Australia, Denmark, Finland, Singapore, Sweden and UK)</i> | | UK | Australia, Denmark, Finland, Singapore and Sweden |
| | | | | Produced on or after 24 th week of 2015 ¹ | Produced before 24 th week of 2015 ¹ | | |
| | | | |  |  | | |
| ABB | 6523U | 230 | 2-100(LED) | 1 to 6 | 1 to 6 | 1 to 6 | 1 to 6 |
| Altenburger | EHR600W | 220-240 | 60-600 | 1 to 6 | 1 to 4 | 1 to 4 | 1 to 6 |
| Altenburger | Sim2A | 220 | 60-400 | 1 to 6 | 1 to 6 | 1 to 6 | 1 to 2 |
| Anam | ASW 3000-1 | 220-240 | 60-1000 | 1 to 6 | | | 1 to 1 |
| Aurora | AU-DSP1001 | 240 | 75-1000 | 1 to 6 | 1 to 6 | 1 to 6 | |
| Aurora | AU-DSP400X | 240 | 60-400 | 1 to 6 | 1 to 6 | 1 to 6 | 1 to 1 |
| Belid | KDT-250E-1 | 230 | 5-250 | | | | 1 to 1 |
| Berker | 85421200 | 230 | 25-400 | | | | 1 to 6 |
| BG | DM400AP | 200-250 | 60-400 | | | | 1 to 6 |
| Broco | F25AF | 220-240 | 60-500 | 1 to 6 | 1 to 2 | 1 to 2 | 1 to 2 |
| Bticino | CW20 802 | 250 | 400 | 1 to 6 | 1 to 4 | 1 to 4 | 1 to 4 |
| Bticino | L4581 | 220-230 | 50-1000 | 1 to 6 | | | |
| Bticino | M9350S | 220-240 | 500 | 1 to 6 | 1 to 1 | 1 to 1 | 1 to 1 |
| Busch | 2210...510 | 220-240 | 60-400 | 1 to 6 | | | 1 to 1 |
| Busch | 2210-510 | 220-240 | 400 | 1 to 6 | 1 to 6 | 1 to 6 | 1 to 6 |
| Busch | 2247U | 230 | 500 | | | | 1 to 6 |





| Manufacturer | Model No. | Voltage (V) | Wattage (W) | LR5006wDG-WFL | | | |
|--------------|----------------|-------------|-------------|--|---|---|---|
| | | | | Global (all countries except Australia, Denmark, Finland, Singapore, Sweden and UK) | | UK | Australia, Denmark, Finland, Singapore and Sweden |
| | | | | Produced on or after 24 th week of 2015 ¹ | Produced before 24 th week of 2015 ¹ | | |
| | | | |  |  |  |  |
| Busch | 2250U | 220-240 | 60-600 | 1 to 6 | 1 to 6 | 1 to 6 | 1 to 6 |
| Busch | 6513 U102 | 220-240 | 420 | | | | 1 to 6 |
| Busch | 6524U | 230 | 2-100 | 1 to 2 | 1 to 2 | 1 to 2 | 1 to 2 |
| Busch | 6591U-101 | 230 | 420 | | | | 1 to 6 |
| Chengli | 27V500 | 250 | 500 | 1 to 6 | 1 to 6 | 1 to 6 | 1 to 6 |
| China IDV | IKT02 | 220 | 500 | 1 to 6 | 1 to 1 | 1 to 1 | 1 to 1 |
| Click | MD9022 | 220-240 | 40-250 | 1 to 6 | 1 to 5 | 1 to 5 | |
| Click | MD9042 | 220-240 | 60-400 | 1 to 6 | 1 to 6 | 1 to 6 | |
| Clipsal | 3031V500M/K | 250 | 500 | 1 to 6 | 1 to 6 | 1 to 6 | 1 to 1 |
| Clipsal | 32E2CFLDM | 220-240 | 5-300 | | | | 1 to 6 |
| Clipsal | 32E450LM | 220-240 | 20-450 | 1 to 6 | 1 to 2 | 1 to 2 | 1 to 1 |
| Clipsal | 32E450TM | 220-240 | 10-450 | 1 to 6 | | | 1 to 6 |
| Clipsal | 32E450UDM | 220-240 | 450 | 1 to 6 | | | 1 to 6 |
| Clipsal | 32E450ULM | 220-240 | 450 | 1 to 6 | | | 1 to 1 |
| Clipsal | 32V 500 Series | 220-240 | 500 | 1 to 6 | 1 to 2 | 1 to 2 | 1 to 1 |
| Clipsal | 60TDM | 220-240 | 10-350 | 1 to 6 | | | 1 to 6 |
| Clipsal | E3032V500 | 250 | 500 | 1 to 6 | 1 to 4 | 1 to 4 | 1 to 2 |
| Clipsal | EV51RD400 | 220 | 400 | 1 to 6 | 1 to 5 | 1 to 5 | 1 to 2 |
| Clipsal | F50RD400M | 220 | 400 | 1 to 6 | | | |
| Clipsal | KB31-RD400 | 220-240 | 400 | 1 to 6 | 1 to 1 | 1 to 1 | 1 to 1 |
| Clipsal | S/I/E32 | 250 | 500 | 1 to 6 | | | 1 to 1 |
| Danlers | DSSGDEU400W | 230 | 400 | 1 to 6 | | | |





| Manufacturer | Model No. | Voltage (V) | Wattage (W) | LR5006wDG-WFL | | | |
|--------------|----------------------|-------------|-------------|--|---|---|---|
| | | | | Global (all countries except Australia, Denmark, Finland, Singapore, Sweden and UK) | | UK | Australia, Denmark, Finland, Singapore and Sweden |
| | | | | Produced on or after 24 th week of 2015 ¹ | Produced before 24 th week of 2015 ¹ | | |
| | | | |  |  |  |  |
| Danlers | OPD LED | 230 | 5-250 | 1 to 6 | | | 1 to 1 |
| Denmans | D0017/B | 200-240 | 60-250 | 1 to 6 | | | 1 to 2 |
| Dimcontrol | CFL-100 | 230 | 1000 | 1 to 6 | | | 1 to 4 |
| Düwi | 8050 | 230 | 40-400 | 1 to 6 | 1 to 6 | 1 to 6 | |
| Düwi | 8085 | 230 | 40-400 | 1 to 6 | 1 to 6 | 1 to 6 | 1 to 6 |
| Düwi | ET1 53850 | 230 | 20-300 | | | | 1 to 6 |
| Düwi | Grundtyp D1 | 230 | 60-300 | 1 to 6 | 1 to 2 | 1 to 2 | 1 to 2 |
| Düwi | Grundtyp H1 | 230 | 20-500 | | 1 to 6 | 1 to 6 | |
| Egant | B327 | 250 | 400 | 1 to 6 | 1 to 6 | 1 to 6 | 1 to 6 |
| Elari | ATD300R | 230 | 300 | 1 to 6 | 1 to 4 | 1 to 4 | 1 to 4 |
| Elko | 400GLI | 220-240 | 40-400 | 1 to 6 | 1 to 3 | 1 to 3 | 1 to 3 |
| Elko | 630GLE | 230 | 40-630 | | | | 1 to 1 |
| Eltako | EUD12D-UC | 230 | 400 | 1 to 6 | 1 to 6 | 1 to 6 | |
| Eltako | EUD12NPN-UC | 230 | 400 | 1 to 6 | 1 to 6 | 1 to 6 | 1 to 6 |
| Eltako | EUD61NPN-UC | 230 | 500 | 1 to 6 | 1 to 6 | 1 to 6 | 1 to 6 |
| Eltako | FUD62NPN-230V | 230 | 300 | | | | 1 to 6 |
| Everflourish | EFO700DA | 220-240 | 50-300 | 1 to 6 | | | 1 to 6 |
| Everflourish | EFO700DB | 230 | 50-300 | 1 to 6 | 1 to 3 | 1 to 3 | 1 to 6 |
| Finder | Multifunction Dimmer | 230 | 3-500 | 1 to 6 | 1 to 6 | 1 to 6 | 1 to 6 |
| Fungyip | F2771 | 220-240 | 500 | 1 to 6 | 1 to 5 | 1 to 5 | |
| GE | 37/56 | 230 | 40-500 | 1 to 6 | 1 to 6 | 1 to 6 | 1 to 6 |
| GET | 60-400 Watt | 220-240 | 60-400 | 1 to 6 | 1 to 3 | 1 to 3 | |





| Manufacturer | Model No. | Voltage (V) | Wattage (W) | LR5006wDG-WFL | | | |
|--------------|-------------|-------------|-------------|--|---|---|---|
| | | | | Global (all countries except Australia, Denmark, Finland, Singapore, Sweden and UK) | | UK | Australia, Denmark, Finland, Singapore and Sweden |
| | | | | Produced on or after 24 th week of 2015 ¹ | Produced before 24 th week of 2015 ¹ | | |
| | | | |  |  |  |  |
| Gewiss | GW 20 803 | 230 | 300 | 1 to 6 | 1 to 6 | 1 to 6 | 1 to 6 |
| Gira | 03000 | 230 | 20-500 | 1 to 6 | | | 1 to 2 |
| Gira | 30700 | 230 | 20-525 | | | | 1 to 6 |
| Gira | 239000 | 230 | 3-100(LED) | | | | 1 to 6 |
| GP | GP300 | 250 | 300 | 1 to 6 | 1 to 2 | 1 to 2 | |
| Hamilton | H-GDM400/2 | 230 | 40-400 | 1 to 6 | | | |
| Hamilton | H-LEDSTAT | 230-240 | 5-100 | | | | 1 to 2 |
| Hamilton | L400/G | 230 | 40-400 | 1 to 6 | 1 to 3 | 1 to 3 | |
| IDV | GKT02 | 220 | 500 | 1 to 6 | | | |
| IKEA | E0902-DIM | 220-240 | 25-150 | 1 to 3 | 1 to 3 | 1 to 3 | 1 to 3 |
| Insta | Berker 2874 | 230 | 20-525 | 1 to 6 | | | 1 to 6 |
| JSJS Designs | JSJSLW420 | 220-240 | 20-250 | 1 to 6 | 1 to 6 | 1 to 6 | 1 to 6 |
| Jung | 1254 UDE | 230 | 50-420 | | | | 1 to 6 |
| Jung | 225 NV DE | 230-240 | 20-500 | | | | 1 to 6 |
| Jung | 225 TDE | 230 | 20-525 | | | | 1 to 6 |
| Jung | 244EX | 220-240 | 60-400 | 1 to 6 | 1 to 6 | 1 to 6 | 1 to 6 |
| Kaoyi | KDT-250E | 220-240 | 5-250 | | | | 1 to 2 |
| Keytop | BP1000 | 220-240 | 1000 | 1 to 6 | 1 to 2 | 1 to 2 | 1 to 2 |
| Kopp | 80.33 | 230 | 40-400 | 1 to 6 | 1 to 1 | 1 to 1 | 1 to 2 |
| L&K | 531556 | 230 | 35-500 | | | | 1 to 6 |
| Legrand | 281 080 | 230 | 500 | 1 to 6 | 1 to 3 | 1 to 3 | 1 to 4 |
| Legrand | 400L | 230-240 | 10-400 | | | | 1 to 6 |

| Manufacturer | Model No. | Voltage (V) | Wattage (W) | LR5006wDG-WFL | | | |
|--------------|------------------|-------------|-------------|--|---|---|---|
| | | | | Global (all countries except Australia, Denmark, Finland, Singapore, Sweden and UK) | | UK | Australia, Denmark, Finland, Singapore and Sweden |
| | | | | Produced on or after 24 th week of 2015 ¹ | Produced before 24 th week of 2015 ¹ | | |
| | | | |  |  |  |  |
| Legrand | 400T | 230-240 | 10-400 | | | | 1 to 6 |
| Legrand | 6145 25 | 220-240 | 25-250 | 1 to 6 | | | |
| Legrand | 7354 90 | 230 | 40-400 | 1 to 6 | 1 to 6 | 1 to 6 | |
| Legrand | ADWGL4 | 220-240 | 40-400 | 1 to 6 | 1 to 2 | 1 to 2 | 1 to 1 |
| Legrand | ADW-GL6 | 230 | 60-600 | 1 to 6 | 1 to 6 | 1 to 6 | 1 to 3 |
| Legrand | AR400A3PM | 230-240 | 400 | 1 to 6 | 1 to 6 | 1 to 6 | 1 to 6 |
| Legrand | BMD 300 | 100-240 | 40-300 | 1 to 6 | 1 to 2 | 1 to 2 | |
| Legrand | MD9022 | 100-240 | 3-400 | 1 to 6 | 1 to 6 | 1 to 6 | 1 to 6 |
| Legrand | Mosaic | 220-240 | 60-500 | 1 to 6 | 1 to 2 | 1 to 2 | 1 to 3 |
| Legrand | Neptune 806 15 | 230 | 60-500 | 1 to 6 | 1 to 2 | 1 to 2 | 1 to 3 |
| Legrand | YB-CZD | 220 | 40-630 | 1 to 6 | 1 to 3 | 1 to 3 | 1 to 4 |
| Leviton | BME04-2L | 220 | 400 | 1 to 6 | | | 1 to 1 |
| Lightwave | JSJSLW420SS | 230 | 60(LED) | 1 to 6 | 1 to 6 | 1 to 6 | 1 to 6 |
| LK | 506DA109 | 230 | 300 | | | | 1 to 6 |
| LK | SK1 | 220-240 | 400 | 1 to 6 | | | |
| Lumeo | Domus T39.07 | 230 | 7-110 | 1 to 2 | 1 to 2 | 1 to 2 | 1 to 2 |
| Lumeo | ECO T39.07 | 230 | 7-110 | 1 to 2 | 1 to 2 | 1 to 2 | 1 to 2 |
| Lumex | LT1D450LS Series | 200-240 | 5-450 | 1 to 6 | | | 1 to 1 |
| Lutron | Rania | 220-240 | 50-450 | 1 to 6 | | | |
| Mank | MK/TG100001 | 250 | 200 | 1 to 5 | | | |
| Merlin Gurin | MGU351118 | 230 | 400 | 1 to 6 | 1 to 6 | 1 to 6 | 1 to 2 |
| Merten | 5722 | 230 | 60-600 | 1 to 6 | 1 to 6 | 1 to 6 | 1 to 6 |

| Manufacturer | Model No. | Voltage (V) | Wattage (W) | LR5006wDG-WFL | | | |
|--------------|-----------------|-------------|-------------|--|---|---|---|
| | | | | Global (all countries except Australia, Denmark, Finland, Singapore, Sweden and UK) | | UK | Australia, Denmark, Finland, Singapore and Sweden |
| | | | | Produced on or after 24 th week of 2015 ¹ | Produced before 24 th week of 2015 ¹ | | |
| | | | |  |  |  |  |
| Merten | MEG5133-0000 | 230 | 40-600 | | | | 1 to 1 |
| Merten | MEG5136-0000 | 230 | 20-315 | | | | 1 to 6 |
| Micro Matic | SE45004 | 230 | 5-325 | 1 to 6 | | | 1 to 6 |
| MK | GX8051 | 220-240 | 40-500 | 1 to 6 | 1 to 1 | 1 to 1 | |
| MK | K1523LV/K1524LV | 220-240 | 4-70(LED) | 1 to 6 | 1 to 6 | 1 to 6 | 1 to 6 |
| MK | K4511WHILV | 220-240 | 4-70(LED) | 1 to 6 | | | 1 to 6 |
| MK | SX8501 | 220-240 | 500 | 1 to 6 | | | |
| National | WEC57515 | 220 | 40-500 | 1 to 6 | 1 to 6 | 1 to 6 | 1 to 1 |
| National | WEG57515 | 220-240 | 40-500 | 1 to 6 | 1 to 6 | 1 to 6 | 1 to 6 |
| National | WNG575253 | 220-240 | 60-600 | 1 to 6 | 1 to 6 | 1 to 6 | 1 to 3 |
| National | WNG6801 | 220-240 | 500 | 1 to 6 | 1 to 1 | 1 to 1 | |
| Niko | 09-013 | 230 | 60-300 | 1 to 6 | 1 to 2 | 1 to 2 | 1 to 2 |
| Niko | 310-016 | 220-240 | 50-500 | 1 to 6 | 1 to 2 | 1 to 2 | 1 to 4 |
| Nortronic | ATD500GLE | 220-240 | 50-500 | | | | 1 to 1 |
| Norvika | 200074 | 250 | 30-500 | 1 to 6 | | | |
| Omni | WDM-502 | 250 | 500 | 1 to 6 | | | |
| Panasonic | WEJ57515 | 220 | 40-500 | 1 to 6 | 1 to 6 | 1 to 6 | 1 to 6 |
| Peha | 431 HAN LED | 230 | 6-120 | 1 to 3 | 1 to 3 | 1 to 3 | 1 to 1 |
| Peha | 433 HAB | 230 | 20-315 | 1 to 6 | | | |
| Peha | 434 | 230 | 60-400 | 1 to 6 | 1 to 6 | 1 to 6 | 1 to 6 |
| Peha | 435 HAB | 230 | 20-600 | 1 to 6 | | | 1 to 1 |
| Peha | 435 HAN | 230 | 60-600 | 1 to 6 | 1 to 6 | 1 to 6 | 1 to 6 |


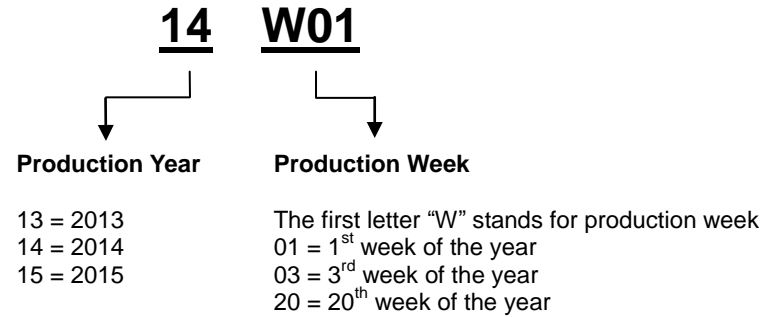
| Manufacturer | Model No. | Voltage (V) | Wattage (W) | LR5006wDG-WFL | | | |
|--------------|------------|-------------|-------------|--|---|---|---|
| | | | | Global (all countries except Australia, Denmark, Finland, Singapore, Sweden and UK) | | UK | Australia, Denmark, Finland, Singapore and Sweden |
| | | | | Produced on or after 24 th week of 2015 ¹ | Produced before 24 th week of 2015 ¹ | | |
| | | | |  |  |  |  |
| POL | CAT 1593M | 220-240 | 500 | 1 to 6 | | | |
| REV | 136231 | 230 | 20-500 | 1 to 6 | 1 to 6 | 1 to 6 | 1 to 6 |
| REV | 136261 | 230 | 20-300 | 1 to 6 | | | 1 to 1 |
| Richi | 270.15 | 220 | 300 | 1 to 6 | | | |
| RRP | PE536 | 230 | 400 | 1 to 6 | 1 to 6 | 1 to 6 | |
| Schneider | 5510X | 220 | 800 | 1 to 6 | 1 to 6 | 1 to 6 | 1 to 6 |
| Schneider | AD2DS | 230 | 300 | 1 to 6 | | | |
| Schneider | ATTD1000RL | 230 | 60-1000 | 1 to 6 | | | 1 to 6 |
| Schneider | D-SQ0008/B | 200-240 | 60-400 | 1 to 6 | | | |
| Schneider | GU6012 | 200-240 | 60-400 | 1 to 6 | | | 1 to 2 |
| Schneider | GU6412EWPW | 230 | 300 | 1 to 6 | 1 to 2 | 1 to 2 | |
| Schneider | LTD1000RC | 230 | 1000 | | | | 1 to 6 |
| Schneider | LTD300 | 230 | 300 | 1 to 6 | 1 to 1 | 1 to 1 | 1 to 1 |
| Schneider | MEG5170 | 220-230 | 10-200 | | | | 1 to 5 |
| Schneider | PDV-TE2100 | 230-240 | 5-100 | | | | 1 to 2 |
| Schneider | SBD200LED | 230 | 4-400 | | | | 1 to 6 |
| Schneider | SBD315RC | 230 | 20-315 | | | | 1 to 6 |
| Schneider | SBD420RCRL | 230 | 20-240 | | | | 1 to 6 |
| Schneider | SBD600RCRL | 230 | 20-600 | | | | 1 to 6 |
| Schneider | SBD630RC | 230 | 20-630 | | | | 1 to 6 |
| Schneider | SBD SPL | 230 | 9-100 | 1 to 2 | | | 1 to 1 |
| Schneider | SD300 | 220-240 | 300 | 1 to 6 | 1 to 5 | 1 to 5 | 1 to 2 |

| Manufacturer | Model No. | Voltage (V) | Wattage (W) | LR5006wDG-WFL | | | |
|--------------|-------------------|-------------|-------------|--|---|---|---|
| | | | | Global (all countries except Australia, Denmark, Finland, Singapore, Sweden and UK) | | UK | Australia, Denmark, Finland, Singapore and Sweden |
| | | | | Produced on or after 24 th week of 2015 ¹ | Produced before 24 th week of 2015 ¹ | | |
| | | | |  |  |  |  |
| Schneider | WDE002747 | 230 | 9-100 | 1 to 2 | 1 to 2 | 1 to 2 | 1 to 2 |
| Sica | 359901 | 220 | 100 | 1 to 2 | 1 to 2 | 1 to 2 | 1 to 2 |
| Siemens | 5UH8722-3NCO3 | 230 | 25-400 | 1 to 6 | | | |
| Siemens | Vista | 220 | 500 | 1 to 6 | 1 to 6 | 1 to 6 | |
| Simen | Simen 55 | 150-250 | 40-150 | 1 to 3 | | | |
| Simon | 45E101 | 220 | 500 | 1 to 6 | 1 to 3 | 1 to 3 | 1 to 6 |
| Simon | 75313-39 | 230 | 40-500 | 1 to 6 | 1 to 6 | 1 to 6 | 1 to 3 |
| Simon | Simon..813 | 220-240 | 40-500 | 1 to 6 | | | |
| Soben | C8M2 | 200-250 | 630 | 1 to 6 | | | |
| Stsben | Stsben 86 | 220 | 15-200 | 1 to 5 | | | |
| Switchlight | SW-316 | 220-240 | 500 | 1 to 6 | | | |
| T&J | EC211-1KM2 | 230 | 25-1000 | 1 to 6 | | | |
| T&J | K211-M2 6L29 | 230 | 40-630 | 1 to 6 | | | |
| T&J | P2017S | 220-240 | 40-630 | 1 to 6 | | | |
| TCL | KGM2 | 220-240 | 500 | 1 to 6 | 1 to 3 | 1 to 3 | 1 to 3 |
| TCL | LM2 | 220 | 630 | 1 to 6 | 1 to 6 | 1 to 6 | 1 to 6 |
| Tecclastar | 45291 | 220 | 500 | 1 to 6 | | | |
| Theben | Dimax 532 | 230 | 500 | 1 to 6 | 1 to 6 | 1 to 6 | 1 to 6 |
| Tridonic | Atco Dali-pcd 300 | 220-240 | 30-300 | 1 to 6 | | | 1 to 6 |
| Varilight | JQP401W | 230 | 100(LED) | 1 to 6 | 1 to 6 | 1 to 6 | 1 to 6 |
| Varilite | JDQ1301S | 230 | 100(LED) | | 1 to 2 | 1 to 2 | |
| Varilite | Z0JP250P | 230 | 100(LED) | 1 to 6 | | | 1 to 6 |

| Manufacturer | Model No. | Voltage (V) | Wattage (W) | LR5006wDG-WFL | | | |
|--------------|--------------|-------------|-------------|--|---|---|---|
| | | | | Global (all countries except Australia, Denmark, Finland, Singapore, Sweden and UK) | | UK | Australia, Denmark, Finland, Singapore and Sweden |
| | | | | Produced on or after 24 th week of 2015 ¹ | Produced before 24 th week of 2015 ¹ | | |
| | | | |  |  |  |  |
| Venus | ART:9720 | 220 | 40-900 | 1 to 6 | 1 to 3 | 1 to 3 | |
| Vi-ko | 215 | 220-240 | 600 | 1 to 6 | 1 to 2 | 1 to 2 | |
| Vi-ko | 90 30 48 | 220 | 600 | 1 to 6 | 1 to 2 | 1 to 2 | |
| Vimar | Plana 14150 | 230 | 100-500 | 1 to 6 | 1 to 2 | 1 to 2 | |
| Vivian | D-21102 | 220-240 | 1000 | 1 to 6 | 1 to 3 | 1 to 3 | |
| VS | 554591 | 220-240 | 5-250 | 1 to 6 | | | 1 to 1 |
| VS | 554592 | 220-240 | 5-500 | | | | 1 to 6 |
| Wilts | WPDIMWH401 | 230 | 7-40(LED) | 1 to 6 | | | 1 to 3 |
| Wonpro | WF Series | 250 | 500 | 1 to 6 | | | |
| Zano | ZBARLED 1000 | 230 | 1000 | 1 to 6 | | | 1 to 1 |
| Zano | ZGRID:LED | 230 | 5-250 | 1 to 6 | | | |
| Zano | ZGRID500 | 230 | 50(LED) | 1 to 6 | | | |

Remarks:

¹ The production schedule (date code) can be found on the lamp:

**Date Code**

For example, a lamp with a production schedule of 20th week of Year 2014, the date code will be "14W20".

A lamp with a product schedule ON or AFTER 20th week of Year 2014

The lamp may be produced on the 25th week of Year 2014, 1st of Year 2015, 10th of Year 2015, etc. Then the date code will be 14W25, 15W01 and 15W10 respectively.

A lamp with a product schedule BEFORE 20th week of Year 2014

The lamp may be produced on the 2nd week of Year 2014, 5th week of Year 2014, 18th week of Year 2014, then the date code will be 14W02, 14W05 and 14W18 respectively.

The minimum and maximum numbers of LED lamp compatible depend upon the performance of the dimmer, which is subject to the status of the manufacturer's technology. Due to possible variations in country dimmer module specifications, please contact your local distributor for a list of compatible dimmers before installation.
Copyright © MEGAMAN® 2016. All rights reserved.

All the information contained within this publication was correct at the time of update and is subject to change without prior notice.
All other trademarks mentioned are the property of their respective owners.